



Africa Tea Brokers Limited

Tea Chart 2023

Tel: (041) 231 2407/8, 2312410, 2312441
 Mobile No, +254 724 147 700
 +254 733 147 700
 Nyerere Avenue, Ralli House
 P. O. Box 81883 - 80100, MOMBASA
 e-mail: info@atbltd.com
 Website: http://www.atbltd.com

MOMBASA AUCTION KILOS OFFERED AND SOLD OVER SALE AVERAGE PRICES COMPARISON

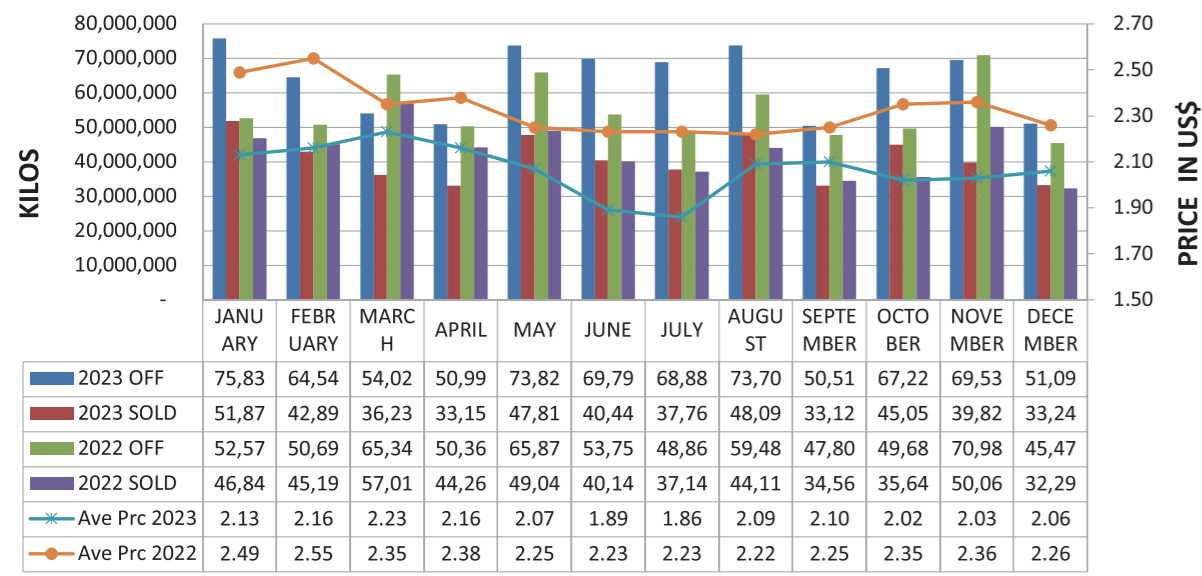


Table 1. MOMBASA AUCTION AVERAGE PRICES PER COUNTRY

Country	2021 (US\$/Kgs)	2022 (US\$/Kgs)	2023 (US\$/Kgs)
Kenya	2.09	2.48	2.24
Uganda	1.14	1.35	1.01
Rwanda	2.73	2.82	2.74
Burundi	2.04	2.28	1.95
Tanzania	1.01	1.26	1.01
TOTAL (MA)	1.97	2.33	2.07

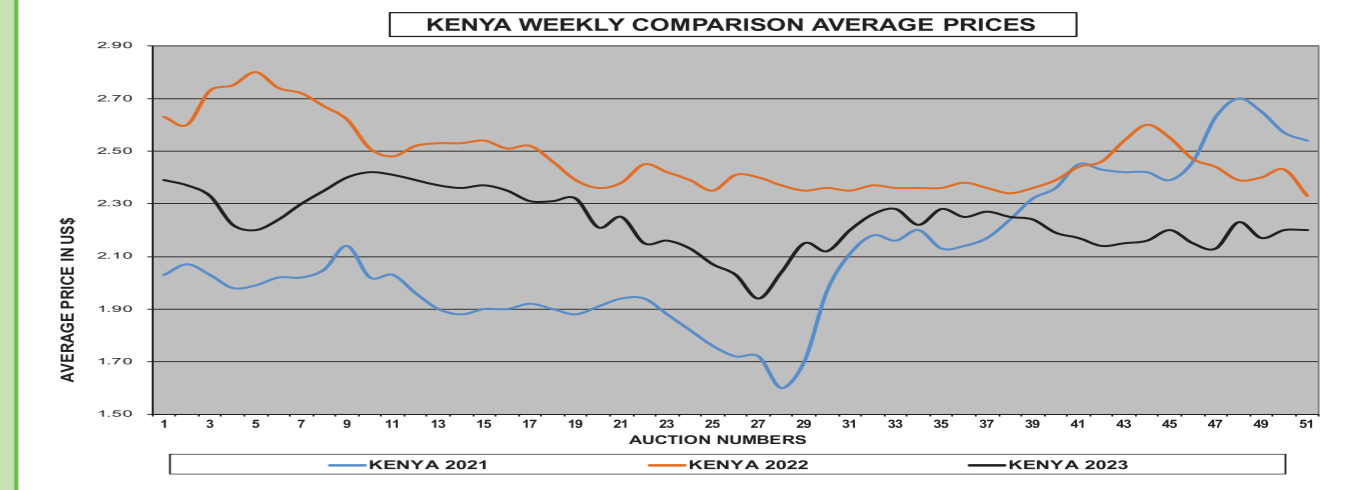
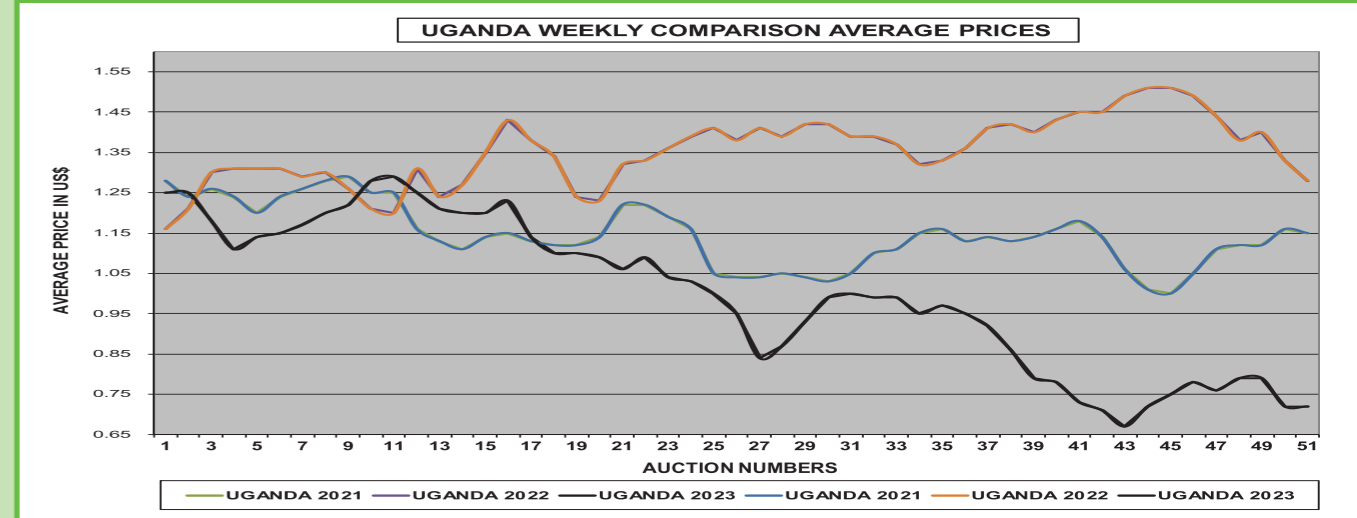


Table 2. MOMBASA AUCTION OFFERINGS PER COUNTRY

Country	2021 ('000)kgs	2022 ('000)kgs	2023 ('000)kgs
Kenya	463,862.00	544,015.00	638,325.00
Uganda	81,989.00	74,467.00	82,905.00
Rwanda	27,860.00	28,559.00	33,532.00
Burundi	8,449.00	7,366.00	5,353.00
Tanzania	5,751.00	6,359.00	9,702.00
TOTAL	587,911.00	660,766.00	769,817.00



COUNTRY WISE GRADES AVERAGE PRICES COMPARISON

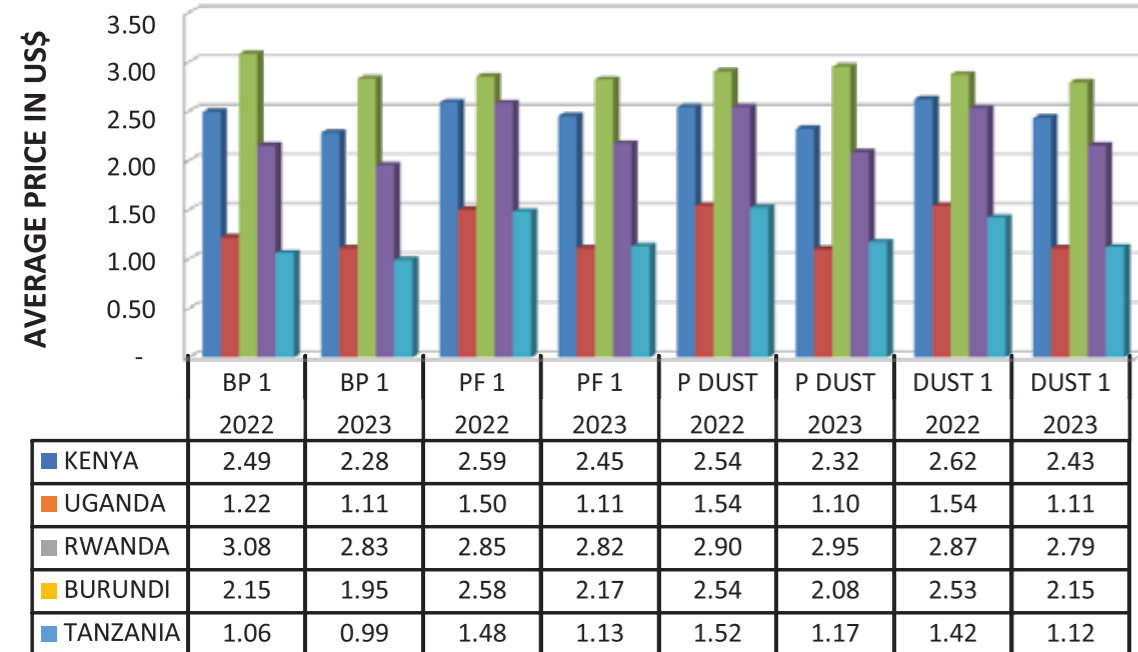
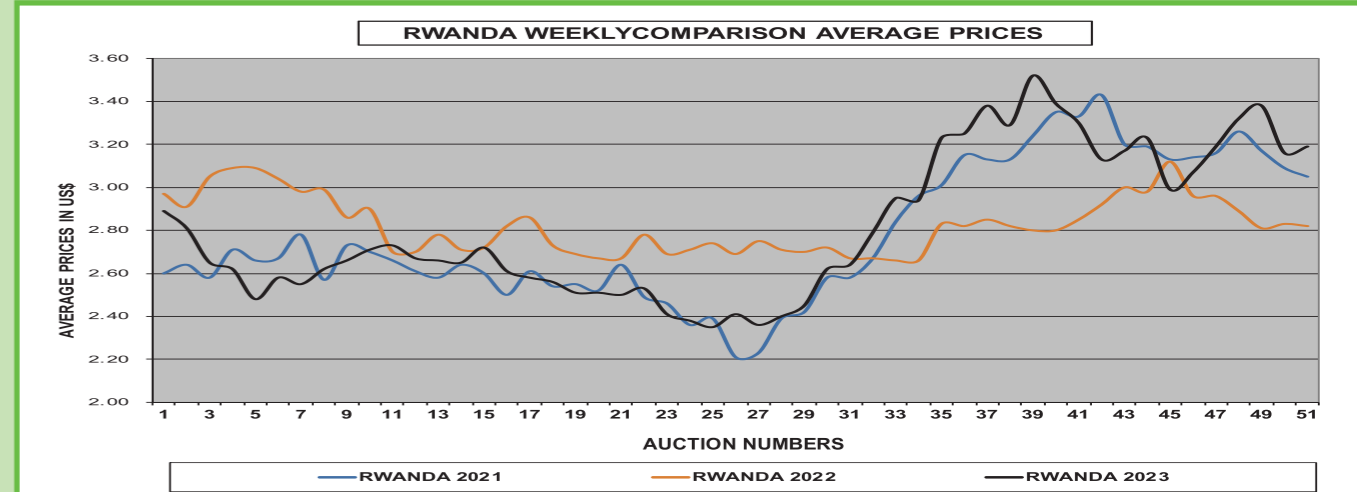
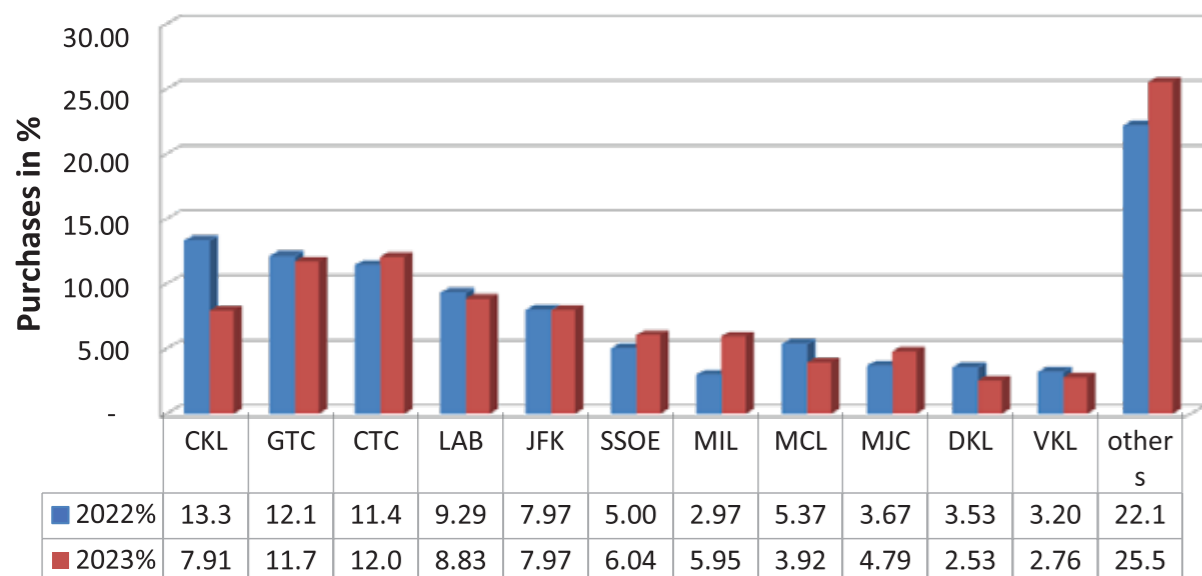


Table 3. WORLD TEA PRODUCTION (Metric Tonnes Rounded)

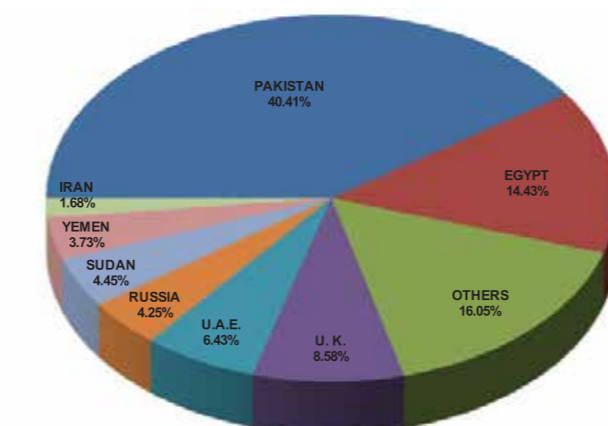
Country	2021 ('000)kgs	2022 ('000)kgs	2023 ('000)kgs
India	1,343,060.00	1,365,230.00	1,367,700.00
Bangladesh	96,506.00	93,839.00	102,951.00
Sri Lanka	299,339.00	251,499.00	256,040.00
Indonesia	127,000.00	125,100.00	120,800.00
China	3,063,151.00	3,181,039.00	3,250,000.00
Vietnam	180,000.00	174,000.00	170,000.00
Kenya	537,832.00	535,043.00	570,260.00
Uganda	81,675.00	71,182.00	66,000.00
Tanzania	26,170.00	25,295.00	26,450.00
Burundi	11,000.00	11,300.00	11,000.00
Rwanda	33,400.00	38,386.00	38,071.00
Malawi	50,566.00	47,755.00	43,351.00
Zimbabwe	14,000.00	14,400.00	14,000.00
Others	584,510.00	547,540.00	567,190.00
TOTAL	6,469,531.00	6,481,608.00	6,603,813.00



MOMBASA AUCTION BUYERS PURCHASES COMPARISON



Jan - Dec 2022 Tea Exports from Mombasa in Kilos



Jan - Dec 2023 Tea Exports from Mombasa in Kilos

